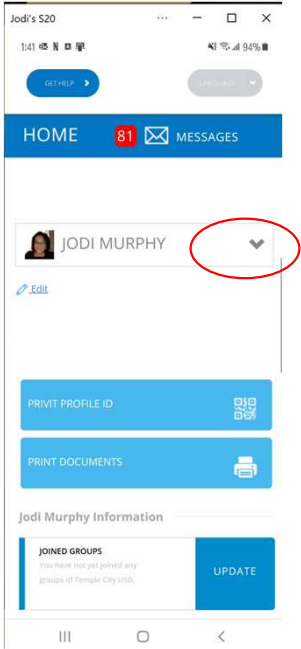


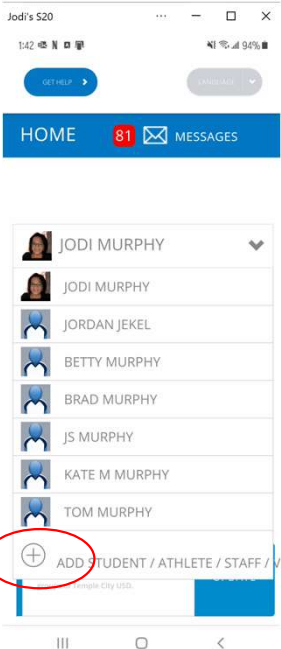
PRIVIT PASS

If you are an admin or parent and need to participate in testing you need to create a profile of yourself as a minor/dependent and then use that PRIVIT Profile ID for testing. See steps below.

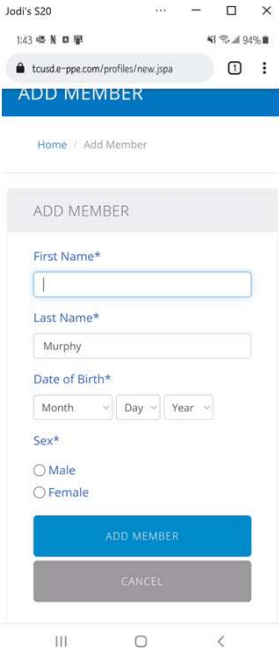
Open your profile and click on the arrow to the right of your name



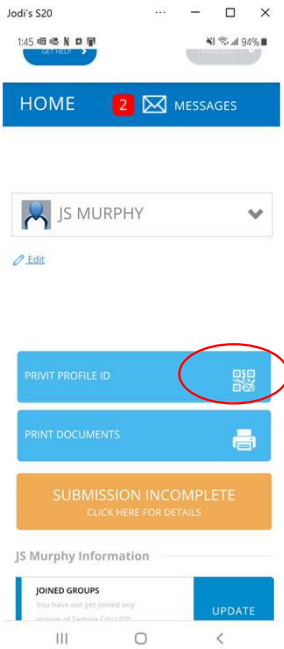
Click Add Student/Athlete/Staff button



Add yourself with a slightly different name (use your initials or some variation)



Once on your secondary profile, fill out all of the required forms



Be sure to use your secondary profile PRIVIT ID QR code when arriving for testing

